

Kerry Allen
Principal
Transport
Planner
Suffolk County
Council

January 2019

EastWestRail
CONSORTIUM

EASTERN SECTION

prospectus for growth



East West Rail Link

Phase 1, completed Dec 2016

Phase 2, TWAO process – public enquiry



Eastern Section Evidence Base Analysis



The Conditional Outputs provide a set of target service outcomes, without consideration being given to feasibility, operational deliverability or the adoption of specific routes for new infrastructure that may need to be provided.

GVA/Productivity

Housing Growth

Population Growth

Job Growth

Commuting Patterns

Journey times

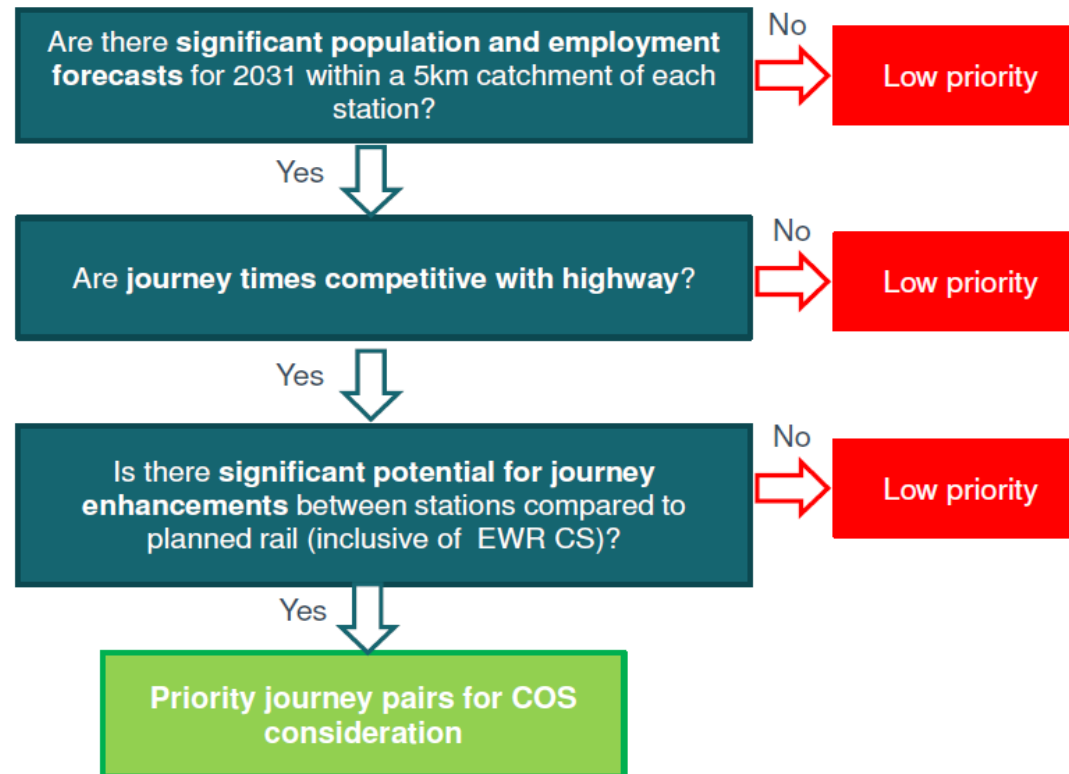
Based on railway station catchment 500m, 2km, 5km

Including demand

Including congestion

Process for identifying Priority Journey Pairs

Figure 5-1 Process for Identifying Priority Journey Pairs



Economically Viable Journey Pairs (Top priority)

Up to 40 miles	30 - 60 miles	60 – 90 miles	90 minutes +
Short Distance	Medium Distance	Long Distance	Very Long Distance
Norwich-Lowestoft	Bedford-Bury St Edmunds	Reading-Bury St Edmunds	Norwich-Reading
Norwich-Great Yarmouth	Aylesbury-Bury St Edmunds	Reading-Ipswich	Reading-Lowestoft
Lowestoft-Great Yarmouth	Milton Keynes-Bury St Edmunds	Norwich-Bedford	Norwich-Aylesbury
Cambridge-Bury St Edmunds	Oxford-Bury St Edmunds	Norwich-Oxford	Ipswich-Bicester
Ipswich-Felixstowe	Ipswich-King's Lynn	Ipswich-Oxford	Bedford-Lowestoft
Cambridge-Newmarket	Norwich-Cambridge	Ipswich-Bedford	Reading-Great Yarmouth
Ipswich-Harwich	Ipswich-Bletchley	Ipswich-Aylesbury	Oxford-Lowestoft
	Cambridge-Harwich	Norwich-Milton Keynes	Milton Keynes-Lowestoft
	Cambridge-Felixstowe	Ipswich-Milton Keynes	Aylesbury-Lowestoft
	Norwich-Bury St Edmunds		Milton Keynes-Great Yarmouth

Change in rail demand with investment

Figure 6-9 2031 Journeys by Distance Band – Do Nothing

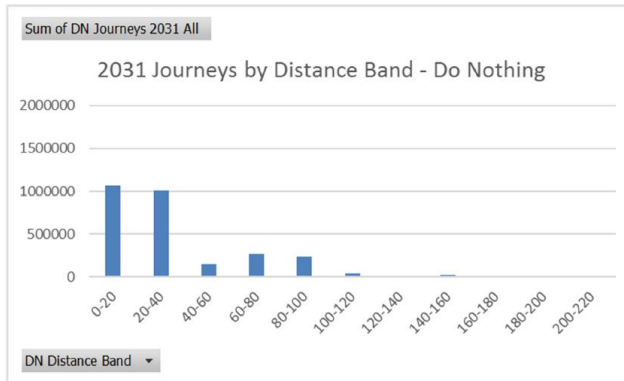
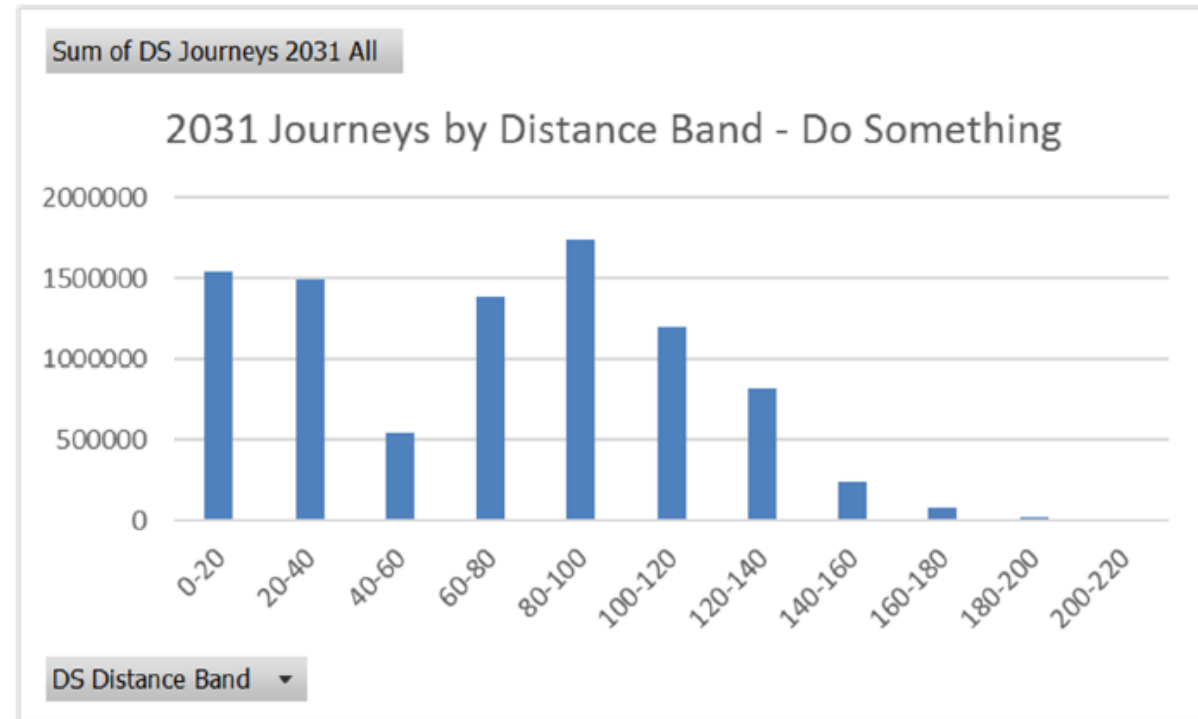
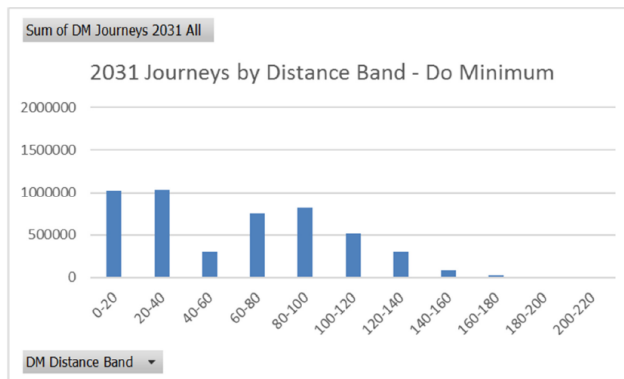
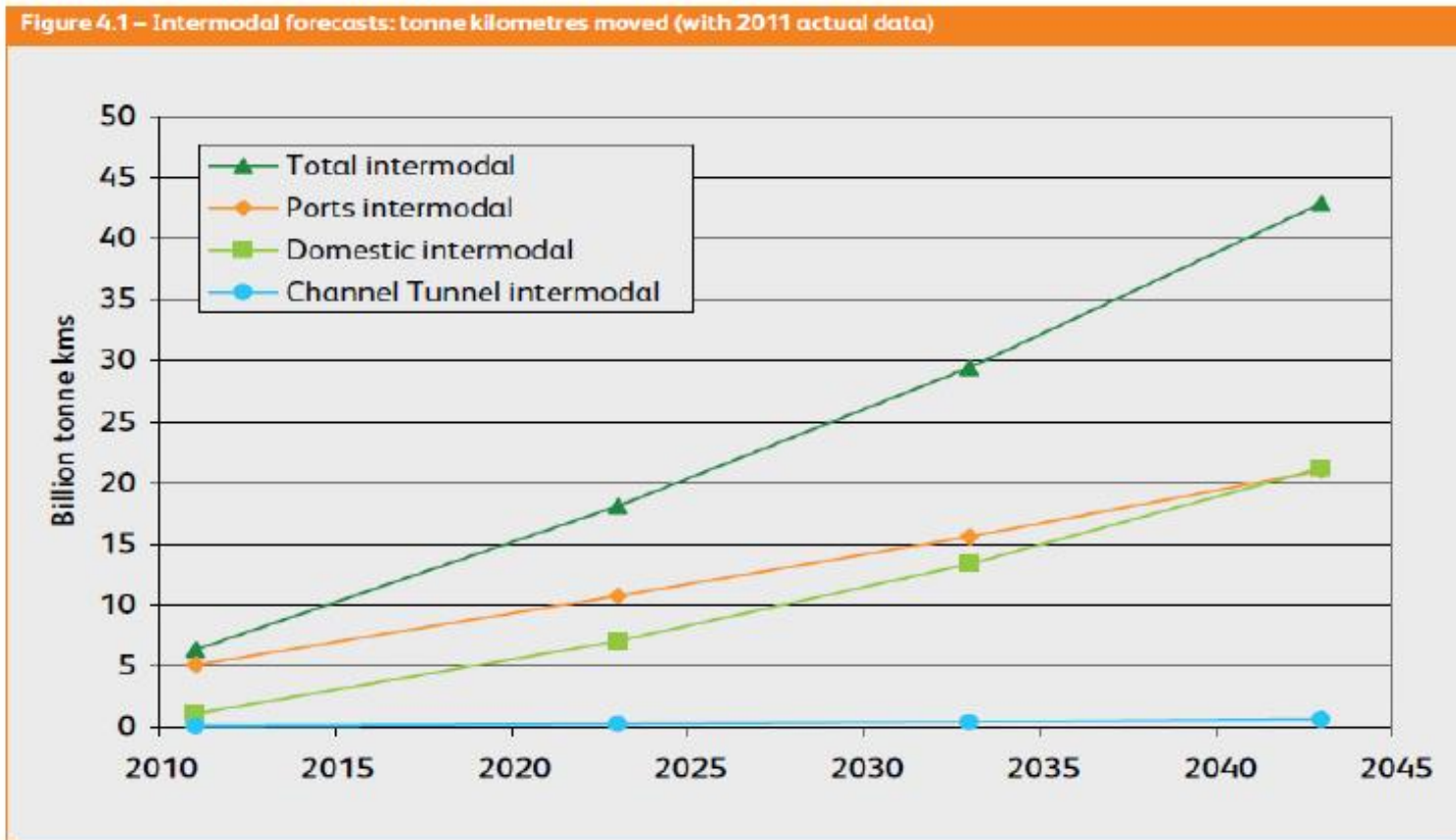


Figure 6-10 2031 Journeys by Distance Band – Do Minimum




Network Rail Freight Market Study

Figure 3-11 Intermodal Freight Growth Forecasts – Source: Network Rail Freight Market Study



2.9% increase in total tonne kms

East West Rail Eastern Section Prospectus




Half-hourly service

Improving Rail Connectivity

Improving journey times

Enhanced Rail Capacity for
Freight

What it will deliver



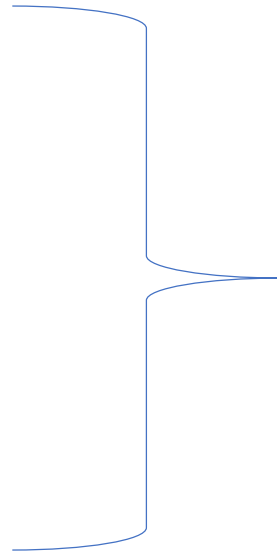

£33bn in GVA

126,000 jobs

113,000 homes

Meeting policy objectives

Addressing challenges



Road traffic congestion

Rail Network Capacity constraints

Rail service frequency

Rail demand/seating capacity

Next Steps

TIMING

Development of communications plan
Consortium (national) Eastern Section
(local)

Identifying Stakeholders

Identifying events

Inclusion of East West Rail in
meeting policy objectives

Development of an Outline
Business Case